

Test Report

Product Name : GARDEN PRO SERIES

Date : 2019-10-15

**Shenzhen Anbotek Pengcheng Compliance
Laboratory Limited**

Product Description: High Brightness LED SMD2835 chipsets

Model No.: 2835

Test Initiation Date: 2019-01-23

Test Completion Date: 2019-10-10

Test Standard: IES LM-80-15

Test Laboratory: Shenzhen Anbotek Pengcheng Compliance Laboratory Limited

Testing location: Zone B, 1/F., Building 2, Hengchangrong High
Tech Industrial Park, Huangtian, Hangcheng Street, Bao'an District,
Shenzhen, Guangdong, China.

Tested by

Reviewed by

Lenin Ye/ *Lenin Ye*

Flora Zhang/ *Flora Zhang*



Note: This test report is prepared for the customer shown above and for the device described herein. It may not be duplicated or use in part without prior written consent from Shenzhen Anbotek Pengcheng Compliance Laboratory Limited. This report must not be used by the customer to claim product certification, approval, or endorsement by NVLAP, NIST, or any agency of the Federal Government.

TABLE OF CONTENTS

1 General Information	3
2 Summary of Test Result	5
3 Test Method	6
3.1 Photometric and Electrical Measurement.....	6
3.2 Season the LED from 0 hours to 6000 hours.....	6
4 Test Data	7
4.1 Data Set 1: 55°C, 300 mA (Lumen Maintenance).....	7
4.2 Data Set 1: 55°C, 300 mA (Chromaticity Shift).....	9
4.3 Data Set 2: 85°C, 300 mA (Lumen Maintenance).....	10
4.4 Data Set 2: 85°C, 300 mA (Chromaticity Shift).....	11
4.5 Data Set 3: 105°C, 300 mA (Lumen Maintenance).....	12
4.6 Data Set 3: 105°C, 300 mA (Chromaticity Shift).....	13
5 EUT Photo	14

1 General Information

1.1 Product Description for Device under Test (DUT)

Part Number: 2835
 Part type: GARDEN PRO SERIES
 Nominal CCT: 5000K
 Nominal CRI: 60
 Nominal Input Power(W): 1 W
 Mean Initial Forward Voltage(V): 3 V

1.2 Standards Used

IESNA LM-80-15: IES Approved Method for Measuring Luminous Flux and Color Maintenance of LED, Arrays and Modules.

ENERGY STAR® Program Guidance Regarding LED Package, LED Array and LED Module Lumen Maintenance Performance Data Supporting Qualification of Lighting Products (This test method was not accredited by NVLAP)

1.3 Test Facility Description

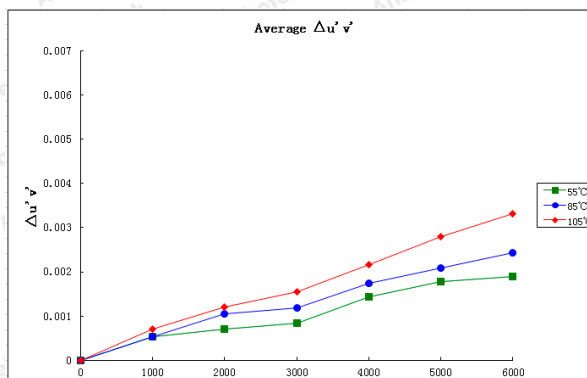
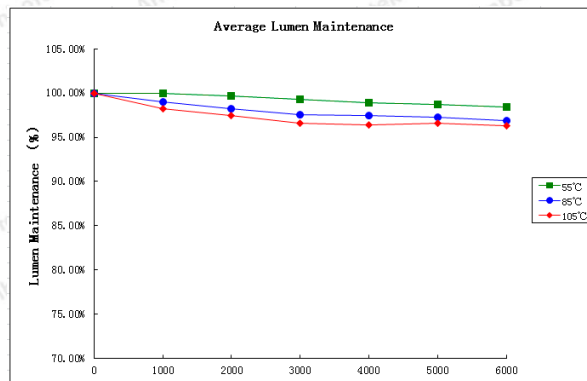
The test facility used by Shenzhen Anbotek Pengcheng Compliance Laboratory Limited is located at Zone B, 1/F., Building 2, Hengchangrong High-Tech Industrial Park, Huangtian, Hangcheng Street, Bao'an District, Shenzhen, Guangdong, China.

1.4 Test Equipment List

Device	Manufacture	Model No.	Serial No.	Calibration Date	Calibration Due Date
Digital Power Meter	YOKOGAWA	WT210	SE-074	2019-05-07	2020-05-06
LM-80 Aging Test System	KEYI	KY-3X-LH60	SE-564	2019-05-07	2020-05-06
DC Power Supply	EVERFINE	WY605	SE-605	2019-05-07	2020-05-06
Standard Lamp	EVERFINE	D062	SE-606	2019-05-07	2020-05-06
Spectrum Analyzer	EVERFINE	HAAS-2000	SE-607	2019-05-07	2020-05-06
Integrating Sphere (0.5m)	EVERFINE	AIS-2	SE-608	Before use	Before use

2 Summary of Test Result

Data Set	1	2	3
Nominal case temperatures	55°C	85°C	105°C
Drive Current	300 mA	300 mA	300 mA
Condition	Ts=54.7°C Ta=54.9°C R.H.<65% IF=300 mA	Ts=84.7°C Ta=84.3°C R.H.<65% IF=300 mA	Ts=104.8°C Ta=103.7°C R.H.<65% IF=300 mA
sample size	25	25	25
Duration (in Hours)	6000	6000	6000
Intervals (in Hours)	1000	1000	1000
Failures Observed	0	0	0
Average Lumen Maintenance at 6000h	98.44%	96.86%	96.34%
Average Chromaticity Shift at 6000h	0.0019	0.0024	0.0033
α	3.130E-06	3.908E-06	3.704E-06
β	1.002	0.991	0.982
Reported L ₇₀ (6000h) TM-21 Lifetime	>36000	>36000	>36000
Reported L ₈₀ (6000h) TM-21 Lifetime	>36000	>36000	>36000
Reported L ₉₀ (6000h) TM-21 Lifetime	34,000	25000	24000



3 Test Method

3.1 Photometric and Electrical Measurement

Total light output (luminous flux) for the $25^{\circ}\text{C}\pm 1^{\circ}\text{C}$ ambient temperature conditions is measured using an integrating sphere. Each LED is operated at rated drive current (DC Mode).

The total uncertainty of the light output measurements is estimated, at the 95% confidence level, not to exceed $\pm 1.6\%$ over the wavelength range 380-800nm.

3.2 Season the LED from 0 hours to 6000 hours

Three LM-80 aging measurement system Temperature Chambers are used for Seasoning, and the temperature is set to 55°C , 85°C , 105°C (manufacture defined), the airflow is minimum to keep the uniformity to temperature. LED are operated steady state (no cycling) for a period of 6000 hours, checked the lumen flux and Chromaticity Shift every 1000 hours. The samples are inspected at regular intervals (24 hours) throughout the 6000 hours. The time and date of failure of each lamp is recorded. The actual elapsed time for each light LED is in hour.

4 Test Data

4.1 Data Set 1: 55°C, 300 mA (Lumen Maintenance)

Description of Light Sources Tested:	2835
Case Temperature:	54.7°C
Ambient Temperature:	54.9°C
Drive Current:	300 mA
Measure Current:	300 mA
Failures Observed:	None

Lumen Maintenance (%)

Sample No.	VF(V)	Φ(lm)	1000hrs	2000hrs	3000hrs	4000hrs	5000hrs	6000hrs
L1	3.13	135.5	99.85%	99.66%	99.21%	98.89%	98.63%	98.40%
L2	3.13	135.4	99.77%	99.68%	99.23%	98.86%	98.69%	98.41%
L3	3.13	135.4	100.04%	99.63%	99.29%	98.95%	98.70%	98.42%
L4	3.13	135.4	99.89%	99.61%	99.28%	98.90%	98.63%	98.47%
L5	3.13	135.6	100.03%	99.67%	99.22%	98.89%	98.67%	98.46%
L6	3.13	135.4	99.81%	99.68%	99.23%	98.85%	98.67%	98.41%
L7	3.13	135.4	100.09%	99.67%	99.20%	98.98%	98.66%	98.42%
L8	3.13	135.3	100.06%	99.64%	99.28%	98.94%	98.67%	98.45%
L9	3.13	135.3	99.92%	99.69%	99.29%	98.84%	98.64%	98.48%
L10	3.13	135.2	99.97%	99.66%	99.28%	98.85%	98.69%	98.49%
L11	3.13	135.2	99.96%	99.62%	99.29%	98.91%	98.69%	98.43%
L12	3.13	135.1	99.94%	99.67%	99.27%	98.93%	98.67%	98.47%
L13	3.13	135.1	100.08%	99.60%	99.29%	98.81%	98.65%	98.43%
L14	3.13	135.0	99.87%	99.61%	99.21%	98.83%	98.68%	98.50%
L15	3.13	135.0	100.09%	99.61%	99.28%	99.00%	98.67%	98.46%
L16	3.13	135.1	99.78%	99.61%	99.20%	98.85%	98.62%	98.40%
L17	3.13	135.1	99.81%	99.67%	99.22%	98.87%	98.65%	98.41%
L18	3.13	135.0	99.95%	99.66%	99.27%	98.89%	98.69%	98.41%
L19	3.13	135.0	99.96%	99.62%	99.28%	98.93%	98.66%	98.46%
L20	3.13	135.0	99.90%	99.65%	99.22%	98.90%	98.64%	98.47%
L21	3.13	135.0	99.95%	99.68%	99.23%	98.87%	98.67%	98.45%
L22	3.13	135.1	100.06%	99.67%	99.20%	98.91%	98.66%	98.41%
L23	3.13	135.1	100.07%	99.66%	99.27%	98.95%	98.67%	98.43%
L24	3.13	135.0	100.02%	99.66%	99.29%	98.92%	98.66%	98.46%
L25	3.13	135.0	99.96%	99.67%	99.28%	98.84%	98.68%	98.48%
AV	3.13	135.19	99.95%	99.65%	99.25%	98.89%	98.66%	98.44%
Median	3.13	135.10	99.96%	99.66%	99.27%	98.89%	98.67%	98.45%
MIN	3.13	135.00	99.77%	99.60%	99.20%	98.81%	98.62%	98.40%
MAX	3.13	135.60	100.09%	99.69%	99.29%	99.00%	98.70%	98.50%
STDEV	0.00	0.19	0.0010	0.0003	0.0003	0.0005	0.0002	0.0003
N	25	25	25	25	25	25	25	25

4.2 Data Set 1: 55°C, 300 mA (Chromaticity Shift)

Description of Light Sources Tested:	2835
Case Temperature:	54.7°C
Ambient Temperature:	54.9°C
Drive Current:	300 mA
Measure Current:	300 mA
Failures Observed:	None

Chromaticity Shift ($\Delta u'v'$)

Sample No.	u'	v'	CCT(K)	1000 hrs	2000 hrs	3000 hrs	4000 hrs	5000 hrs	6000 hrs
L1	0.2022	0.4970	5053	0.0007	0.0010	0.0010	0.0014	0.0022	0.0017
L2	0.2021	0.4970	5055	0.0006	0.0010	0.0006	0.0017	0.0014	0.0020
L3	0.2021	0.4969	5055	0.0007	0.0005	0.0007	0.0017	0.0017	0.0016
L4	0.2021	0.4970	5055	0.0004	0.0005	0.0005	0.0014	0.0018	0.0017
L5	0.2021	0.4970	5055	0.0007	0.0004	0.0013	0.0017	0.0018	0.0018
L6	0.2021	0.4970	5055	0.0006	0.0010	0.0005	0.0009	0.0022	0.0023
L7	0.2021	0.4970	5055	0.0005	0.0007	0.0007	0.0014	0.0019	0.0025
L8	0.2021	0.4970	5055	0.0005	0.0004	0.0005	0.0015	0.0012	0.0015
L9	0.2021	0.4970	5055	0.0005	0.0011	0.0012	0.0014	0.0012	0.0015
L10	0.2021	0.4969	5057	0.0006	0.0007	0.0011	0.0013	0.0017	0.0021
L11	0.2021	0.4970	5055	0.0002	0.0003	0.0010	0.0012	0.0018	0.0015
L12	0.2021	0.4969	5055	0.0007	0.0008	0.0006	0.0015	0.0021	0.0018
L13	0.2021	0.4969	5057	0.0006	0.0009	0.0006	0.0017	0.0016	0.0018
L14	0.2021	0.4969	5055	0.0004	0.0005	0.0006	0.0014	0.0018	0.0017
L15	0.2021	0.4969	5057	0.0004	0.0007	0.0006	0.0016	0.0018	0.0018
L16	0.2021	0.4970	5055	0.0006	0.0007	0.0012	0.0016	0.0021	0.0021
L17	0.2021	0.4970	5055	0.0006	0.0009	0.0006	0.0010	0.0019	0.0023
L18	0.2021	0.4970	5055	0.0005	0.0005	0.0006	0.0015	0.0017	0.0019
L19	0.2021	0.4970	5055	0.0005	0.0004	0.0011	0.0015	0.0012	0.0015
L20	0.2021	0.4970	5057	0.0005	0.0010	0.0011	0.0013	0.0015	0.0017
L21	0.2021	0.4970	5057	0.0004	0.0007	0.0009	0.0011	0.0022	0.0015
L22	0.2021	0.4970	5055	0.0006	0.0010	0.0013	0.0012	0.0017	0.0023
L23	0.2021	0.4970	5055	0.0008	0.0008	0.0013	0.0017	0.0017	0.0025
L24	0.2021	0.4970	5057	0.0005	0.0005	0.0009	0.0018	0.0020	0.0016
L25	0.2021	0.4970	5055	0.0002	0.0009	0.0006	0.0014	0.0022	0.0025
AV	0.2021	0.4970	5055	0.0005	0.0007	0.0008	0.0014	0.0018	0.0019
Median	0.2021	0.4970	5055	0.0005	0.0007	0.0007	0.0014	0.0018	0.0018
MIN	0.2021	0.4969	5053	0.0002	0.0003	0.0005	0.0009	0.0012	0.0015
MAX	0.2022	0.4970	5057	0.0008	0.0011	0.0013	0.0018	0.0022	0.0025
STDEV	0.0000	0.0000	1.00	0.0001	0.0002	0.0003	0.0002	0.0003	0.0003
N	25	25	25	25	25	25	25	25	25

4.3 Data Set 2: 85°C, 300 mA (Lumen Maintenance)

Description of Light Sources Tested:	2835
Case Temperature:	84.7°C
Ambient Temperature:	84.3°C
Drive Current:	300 mA
Measure Current:	300 mA
Failures Observed:	None

Lumen Maintenance (%)

Sample No.	VF(V)	Φ(lm)	1000hrs	2000hrs	3000hrs	4000hrs	5000hrs	6000hrs
L26	3.13	134.9	99.09%	97.98%	97.35%	97.30%	96.99%	96.53%
L27	3.13	135.0	98.67%	98.40%	97.56%	97.25%	97.11%	96.83%
L28	3.13	135.0	99.25%	97.65%	97.56%	97.77%	97.54%	96.81%
L29	3.13	135.0	98.86%	97.67%	97.46%	97.59%	97.56%	96.88%
L30	3.13	135.0	98.82%	97.84%	97.93%	97.16%	97.43%	97.45%
L31	3.13	135.0	98.80%	98.07%	97.26%	97.34%	97.17%	96.75%
L32	3.13	135.0	98.87%	97.91%	97.93%	97.29%	97.38%	97.31%
L33	3.13	135.0	99.17%	98.70%	97.39%	97.42%	97.19%	97.14%
L34	3.12	134.9	98.86%	98.91%	97.47%	97.76%	97.37%	96.83%
L35	3.12	135.0	99.14%	97.61%	97.55%	97.20%	97.06%	96.76%
L36	3.12	135.0	98.97%	97.63%	97.33%	97.15%	96.99%	96.51%
L37	3.12	135.0	98.73%	98.14%	97.51%	97.27%	97.10%	96.59%
L38	3.12	134.9	98.77%	98.31%	97.56%	97.73%	97.42%	96.82%
L39	3.12	134.9	99.24%	97.66%	97.51%	97.75%	97.55%	96.82%
L40	3.13	135.1	98.86%	97.74%	97.73%	97.45%	97.51%	96.97%
L41	3.13	135.0	98.80%	97.97%	97.31%	97.28%	97.38%	97.12%
L42	3.12	135.0	98.80%	98.00%	97.90%	97.33%	97.37%	96.86%
L43	3.12	135.0	98.88%	98.02%	97.57%	97.37%	97.29%	97.25%
L44	3.13	135.1	98.87%	98.89%	97.44%	97.75%	97.25%	96.85%
L45	3.13	135.1	99.07%	98.58%	97.49%	97.20%	97.24%	96.81%
L46	3.13	135.1	98.99%	98.62%	97.56%	97.32%	97.16%	96.59%
L47	3.13	135.1	99.24%	98.15%	98.12%	97.62%	97.52%	96.60%
L48	3.12	135.1	99.43%	98.87%	97.39%	97.77%	97.51%	96.86%
L49	3.12	135.0	98.80%	98.58%	97.29%	97.26%	96.90%	96.94%
L50	3.12	135.1	99.38%	98.59%	97.68%	97.74%	97.09%	96.58%
AV	3.12	135.01	98.98%	98.18%	97.56%	97.44%	97.28%	96.86%
Median	3.13	135.00	98.87%	98.07%	97.51%	97.34%	97.29%	96.83%
MIN	3.12	134.90	98.67%	97.61%	97.26%	97.15%	96.90%	96.51%
MAX	3.13	135.10	99.43%	98.91%	98.12%	97.77%	97.56%	97.45%
STDEV	0.00	0.07	0.0021	0.0043	0.0022	0.0023	0.0020	0.0024
N	25	25	25	25	25	25	25	25

4.4 Data Set 2: 85°C, 300 mA (Chromaticity Shift)

Description of Light Sources Tested:	2835
Case Temperature:	84.7°C
Ambient Temperature:	84.3°C
Drive Current:	300 mA
Measure Current:	300 mA
Failures Observed:	None

Chromaticity Shift ($\Delta u'v'$)

Sample No.	u'	v'	CCT(K)	1000 hrs	2000 hrs	3000 hrs	4000 hrs	5000 hrs	6000 hrs
L26	0.2021	0.4970	5055	0.0008	0.0010	0.0014	0.0021	0.0018	0.0028
L27	0.2021	0.4970	5055	0.0004	0.0011	0.0005	0.0019	0.0023	0.0026
L28	0.2021	0.4970	5055	0.0005	0.0009	0.0016	0.0018	0.0017	0.0021
L29	0.2021	0.4970	5057	0.0002	0.0011	0.0005	0.0012	0.0019	0.0028
L30	0.2021	0.4970	5055	0.0004	0.0015	0.0010	0.0013	0.0024	0.0023
L31	0.2021	0.4970	5057	0.0002	0.0011	0.0019	0.0015	0.0021	0.0022
L32	0.2021	0.4970	5057	0.0007	0.0011	0.0015	0.0016	0.0021	0.0025
L33	0.2021	0.4970	5055	0.0008	0.0013	0.0010	0.0018	0.0022	0.0023
L34	0.2021	0.4970	5055	0.0003	0.0011	0.0014	0.0021	0.0022	0.0021
L35	0.2021	0.4970	5055	0.0008	0.0010	0.0012	0.0021	0.0026	0.0024
L36	0.2021	0.4970	5055	0.0007	0.0007	0.0014	0.0020	0.0017	0.0025
L37	0.2021	0.4970	5055	0.0005	0.0011	0.0007	0.0020	0.0022	0.0027
L38	0.2021	0.4970	5057	0.0005	0.0009	0.0014	0.0018	0.0017	0.0021
L39	0.2021	0.4970	5055	0.0005	0.0010	0.0008	0.0015	0.0017	0.0025
L40	0.2021	0.4970	5055	0.0002	0.0014	0.0007	0.0012	0.0023	0.0026
L41	0.2021	0.4970	5057	0.0003	0.0011	0.0018	0.0013	0.0022	0.0023
L42	0.2021	0.4970	5057	0.0004	0.0011	0.0018	0.0015	0.0021	0.0023
L43	0.2021	0.4970	5055	0.0008	0.0012	0.0013	0.0017	0.0022	0.0025
L44	0.2021	0.4970	5055	0.0008	0.0012	0.0014	0.0019	0.0022	0.0023
L45	0.2021	0.4970	5057	0.0005	0.0011	0.0014	0.0021	0.0024	0.0022
L46	0.2021	0.4970	5057	0.0003	0.0005	0.0016	0.0017	0.0026	0.0022
L47	0.2021	0.4970	5055	0.0004	0.0011	0.0006	0.0017	0.0026	0.0030
L48	0.2021	0.4970	5055	0.0009	0.0010	0.0012	0.0016	0.0017	0.0027
L49	0.2021	0.4970	5055	0.0004	0.0011	0.0013	0.0019	0.0018	0.0026
L50	0.2021	0.4970	5055	0.0008	0.0009	0.0007	0.0017	0.0017	0.0020
AV	0.2021	0.4970	5056	0.0005	0.0011	0.0012	0.0017	0.0021	0.0024
Median	0.2021	0.4970	5055	0.0005	0.0011	0.0013	0.0017	0.0022	0.0024
MIN	0.2021	0.4970	5055	0.0002	0.0005	0.0005	0.0012	0.0017	0.0020
MAX	0.2021	0.4970	5057	0.0009	0.0015	0.0019	0.0021	0.0026	0.0030
STDEV	0.0000	0.0000	0.95	0.0002	0.0002	0.0004	0.0003	0.0003	0.0002
N	25	25	25	25	25	25	25	25	25

4.5 Data Set 3: 105°C, 300 mA (Lumen Maintenance)

Description of Light Sources Tested:	2835
Case Temperature:	104.8°C
Ambient Temperature:	104.3°C
Drive Current:	300 mA
Measure Current:	300 mA
Failures Observed:	None

Lumen Maintenance (%)

Sample No.	VF(V)	Φ(lm)	1000hrs	2000hrs	3000hrs	4000hrs	5000hrs	6000hrs
L51	3.13	135.1	97.99%	97.11%	96.50%	96.34%	96.86%	96.53%
L52	3.12	135.0	98.01%	97.83%	96.47%	96.26%	96.46%	96.13%
L53	3.12	135.0	98.17%	97.37%	96.89%	96.28%	96.71%	96.46%
L54	3.12	135.0	98.83%	97.19%	96.97%	96.72%	96.52%	96.00%
L55	3.12	135.0	98.47%	97.01%	96.88%	96.66%	96.94%	95.91%
L56	3.12	135.0	98.18%	97.70%	96.16%	96.81%	97.04%	96.79%
L57	3.12	135.0	98.34%	97.00%	97.02%	96.70%	96.09%	96.55%
L58	3.12	134.9	98.47%	97.88%	96.23%	96.10%	96.12%	96.42%
L59	3.12	135.1	97.99%	97.50%	96.12%	96.08%	96.63%	96.48%
L60	3.13	135.1	97.95%	96.98%	96.44%	96.00%	96.73%	96.09%
L61	3.12	135.1	98.01%	97.54%	96.50%	96.28%	96.54%	96.43%
L62	3.12	135.1	98.17%	97.39%	96.86%	96.27%	96.54%	96.34%
L63	3.12	135.0	98.59%	97.23%	96.95%	96.66%	96.62%	96.39%
L64	3.12	135.0	98.78%	97.01%	96.96%	96.70%	96.61%	96.00%
L65	3.12	135.0	98.47%	97.03%	96.86%	96.67%	97.00%	95.95%
L66	3.12	134.9	98.29%	97.70%	96.45%	96.80%	96.87%	96.65%
L67	3.12	134.9	98.45%	97.11%	96.61%	96.31%	96.11%	96.43%
L68	3.12	134.9	98.01%	97.62%	96.22%	96.08%	96.24%	96.46%
L69	3.12	134.9	97.96%	97.19%	96.17%	96.06%	96.68%	96.41%
L70	3.12	134.9	97.98%	97.27%	96.44%	96.05%	96.67%	96.21%
L71	3.12	134.9	98.08%	97.88%	96.66%	96.76%	96.83%	96.17%
L72	3.12	134.8	98.16%	97.79%	96.25%	96.98%	96.03%	96.36%
L73	3.12	134.8	98.09%	97.59%	96.85%	96.22%	96.53%	96.60%
L74	3.12	134.8	98.20%	97.80%	97.25%	96.29%	96.24%	96.63%
L75	3.12	134.8	98.26%	97.87%	96.29%	96.06%	96.12%	96.14%
AV	3.12	134.96	98.24%	97.42%	96.60%	96.41%	96.55%	96.34%
Median	3.12	135.00	98.17%	97.39%	96.50%	96.29%	96.61%	96.41%
MIN	3.12	134.80	97.95%	96.98%	96.12%	96.00%	96.03%	95.91%
MAX	3.13	135.10	98.83%	97.88%	97.25%	96.98%	97.04%	96.79%
STDEV	0.00	0.10	0.0026	0.0032	0.0033	0.0030	0.0031	0.0024
N	25	25	25	25	25	25	25	25


4.6 Data Set 3: 105°C, 300 mA (Chromaticity Shift)

Description of Light Sources Tested:	2835
Case Temperature:	104.8°C
Ambient Temperature:	104.3°C
Drive Current:	300 mA
Measure Current:	300 mA
Failures Observed:	None

Chromaticity Shift ($\Delta u'v'$)

Sample No.	u'	v'	CCT(K)	1000 hrs	2000 hrs	3000 hrs	4000 hrs	5000 hrs	6000 hrs
L51	0.2021	0.4970	5057	0.0007	0.0010	0.0010	0.0019	0.0032	0.0034
L52	0.2021	0.4970	5057	0.0011	0.0015	0.0012	0.0018	0.0025	0.0032
L53	0.2021	0.4970	5057	0.0010	0.0011	0.0016	0.0025	0.0030	0.0036
L54	0.2021	0.4970	5057	0.0006	0.0014	0.0016	0.0019	0.0032	0.0038
L55	0.2021	0.4970	5055	0.0006	0.0011	0.0009	0.0022	0.0023	0.0037
L56	0.2021	0.4970	5057	0.0002	0.0016	0.0015	0.0026	0.0026	0.0035
L57	0.2021	0.4970	5057	0.0003	0.0017	0.0022	0.0023	0.0030	0.0027
L58	0.2021	0.4970	5055	0.0009	0.0007	0.0022	0.0023	0.0031	0.0030
L59	0.2021	0.4970	5057	0.0009	0.0008	0.0019	0.0021	0.0020	0.0036
L60	0.2021	0.4970	5057	0.0007	0.0007	0.0015	0.0026	0.0033	0.0036
L61	0.2021	0.4970	5057	0.0006	0.0008	0.0008	0.0017	0.0028	0.0033
L62	0.2021	0.4970	5057	0.0008	0.0012	0.0010	0.0019	0.0025	0.0033
L63	0.2021	0.4970	5057	0.0011	0.0013	0.0013	0.0021	0.0028	0.0033
L64	0.2021	0.4970	5055	0.0010	0.0012	0.0016	0.0019	0.0032	0.0036
L65	0.2021	0.4970	5055	0.0006	0.0011	0.0011	0.0021	0.0030	0.0037
L66	0.2021	0.4970	5057	0.0004	0.0015	0.0010	0.0023	0.0025	0.0035
L67	0.2021	0.4970	5057	0.0002	0.0016	0.0016	0.0025	0.0029	0.0029
L68	0.2021	0.4970	5055	0.0005	0.0011	0.0022	0.0023	0.0031	0.0028
L69	0.2021	0.4970	5055	0.0009	0.0007	0.0020	0.0022	0.0028	0.0031
L70	0.2021	0.4970	5055	0.0008	0.0008	0.0018	0.0023	0.0027	0.0036
L71	0.2021	0.4970	5055	0.0009	0.0014	0.0016	0.0019	0.0025	0.0027
L72	0.2021	0.4970	5055	0.0002	0.0014	0.0017	0.0023	0.0029	0.0033
L73	0.2021	0.4970	5055	0.0011	0.0014	0.0013	0.0023	0.0030	0.0035
L74	0.2021	0.4970	5057	0.0007	0.0011	0.0022	0.0024	0.0027	0.0030
L75	0.2021	0.4970	5055	0.0007	0.0018	0.0018	0.0019	0.0027	0.0037
AV	0.2021	0.4970	5056	0.0007	0.0012	0.0015	0.0022	0.0028	0.0033
Median	0.2021	0.4970	5057	0.0007	0.0012	0.0016	0.0022	0.0028	0.0034
MIN	0.2021	0.4970	5055	0.0002	0.0007	0.0008	0.0017	0.0020	0.0027
MAX	0.2021	0.4970	5057	0.0011	0.0018	0.0022	0.0026	0.0033	0.0038
STDEV	0.0000	0.0000	1.01	0.0003	0.0003	0.0004	0.0002	0.0003	0.0003
N	25	25	25	25	25	25	25	25	25

5 EUT Photo



TMP_{LED}

*****END OF TEST REPORT*****